

# Mug Cozies



# Mug Cozies

design by Terri Johnson

Perfect stocking stuffers, these mug cozies are worked back and forth from charted motifs, buttoned and finished at the sides with a crocheted edge.

## NOTES

- 1) Measure your mug before you start and adjust the number of cast-on sts if necessary, being sure to keep chart centered.
- 2) When changing colors within a row, twist yarns on WS to prevent holes in work.

## COZY

With B, cast on 58 sts.

**Row 1 (RS)** With A, purl.

**Row 2** With A, purl.

**Rows 3 and 4** With B, knit.

**Rows 5 and 6** With A purl.

**Rows 7 and 8** With B, knit.

**Row 9** With A, purl.

**Row 10** With A, k3, p52, k3.

**Row 11** With A, knit.

**Row 12** Rep row 10.

## Beg chart

**Row 13 (RS)** K18 A, work chart row knitting all sts, k18 A.

**Row 14** K3 A, p15 A, work chart row purling all sts, p15 A, k3 A. Cont to work chart in this manner until row 20 is complete.

**Row 21 (RS)** With A, knit

**Row 22** With A, k3, p52, k3.

**Rows 23 and 24** With B, purl.

**Row 25** \*K1 B, k1 A; rep from \* to end.

**Row 26** \*P1 B, p1 A; rep from \* to end.

**Row 27** With B, knit.

**Row 28** With B, purl.

**Rows 29 and 30** With A, purl.

**Rows 30 and 31** With B, knit.

**Rows 33 and 34** With A, purl.

Bind off with B.

## FINISHING

With RS facing, crochet hook and B, work 2 rows sc along LH edge. Work 2 rows sc along RH edge.

**Next (buttonhole) row** Ch 5, sc to last 5 sts, ch 5, join with sl st, fasten off.

Sew on buttons to correspond to loops. ✪

## SKILL LEVEL

■ ■ ■ ■ ■ EASY

## Nature Spun Fingering Weight



## MATERIALS

Nature Spun Fingering Weight by Brown Sheep Company, 1<sup>3</sup>/<sub>4</sub>oz/50g skeins, each approx 310yd/283m (wool)

### For "Dad"

- Small amounts each in #116 blue boy (A) and #601 pepper (black B)

### For "Mom"

- Small amounts each in #N46 red fox (A) and #740 snow (B)

### For "knit"

- Small amounts each in #144 limestone (green A) and #601 pepper (black B)

### For "purl"

- Small amounts each in #78 turquoise wonder (A) and #740 snow (B)

### For all cozies

- One pair size 2 (2.75mm) needles OR SIZE TO OBTAIN GAUGE
- One size E/4 (3.5mm) crochet hook
- 8 small buttons (2 for each cozy)

## SIZE

Fits average mug

## MEASUREMENTS

Approximately 3 x 9<sup>1</sup>/<sub>2</sub>"/7.5 x 24cm


## GAUGE

26 sts and 44 rows to 4"/10cm over St st using size 2 (2.75mm) needles.

TAKE TIME TO CHECK YOUR GAUGE.



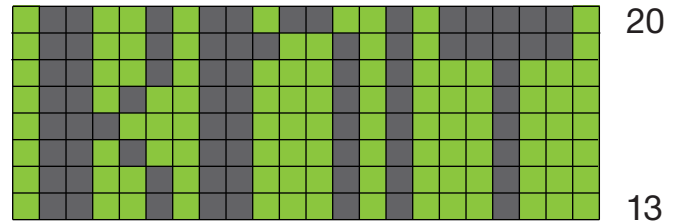
\*For all pattern-related inquiries please visit [www.knitsimplemag.com](http://www.knitsimplemag.com)



22 sts

### COLOR KEY

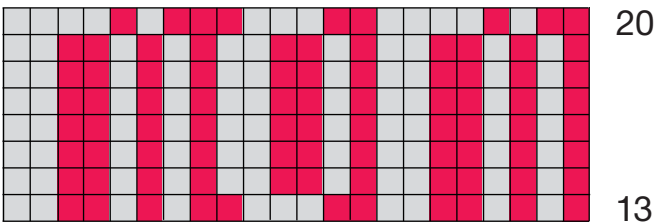
■ Blue boy (A)   ■ Pepper (B)



22 sts

### COLOR KEY

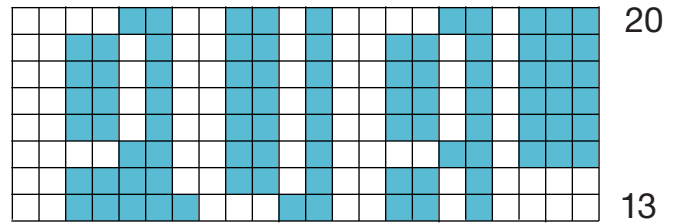
■ Limestone (A)   ■ Pepper (B)



22 sts

### COLOR KEY

■ Red fox (A)   ■ Snow (B)



22 sts

### COLOR KEY

■ Turquoise wonder (A)   ■ Snow (B)

\*For all pattern-related inquiries please visit [www.knitsimplemag.com](http://www.knitsimplemag.com)